

# MONITORING THE SITUATION OF CHILDREN AND WOMEN

**2014** MULTIPLE INDICATOR CLUSTER SURVEY  
STATE OF PALESTINE  
SELECTED INDICATORS



Palestinian Central  
Bureau of Statistics



The Palestinian Central Bureau of Statistics and Ministry of Health, with technical and financial support from UNICEF and UNFPA, carried out the fifth round of the Palestinian Multiple Indicator Cluster Survey (PMICS).

PMICS is part of the global MICS programme. It aims at providing data on progress towards the established goals in the Millennium Declaration and contributing to the improvement of data and monitoring systems in the State of Palestine. Carried out between March and April 2014, the survey covered more than 11,000 households across the country, including East Jerusalem. This booklet provides preliminary data and results of key indicators, reflecting the situation of children and women.

**PMICS 2014**

1


# CHILD SURVIVAL



## INFANT MORTALITY RATE (IMR)\*



For every 1,000 children born alive, 18 (close to 2%) are dying before reaching their first birthday.




Probability of dying between birth and the first birthday, expressed per 1,000 live births.

2


# CHILD SURVIVAL




## UNDER FIVE MORTALITY RATE (U5MR)\*




For every 1,000 children born alive, 22 (more than to 2%) are dying between birth and the fifth birthday.



WEST BANK



GAZA STRIP




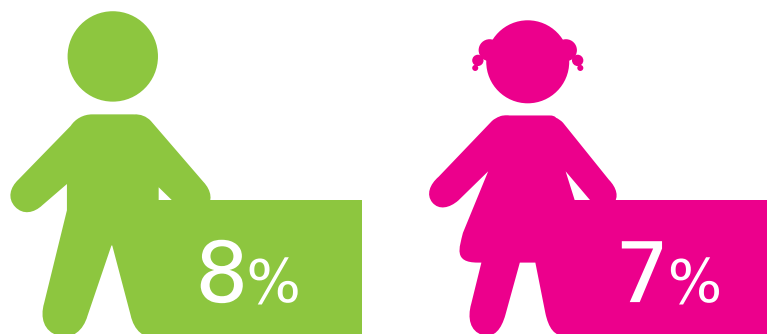
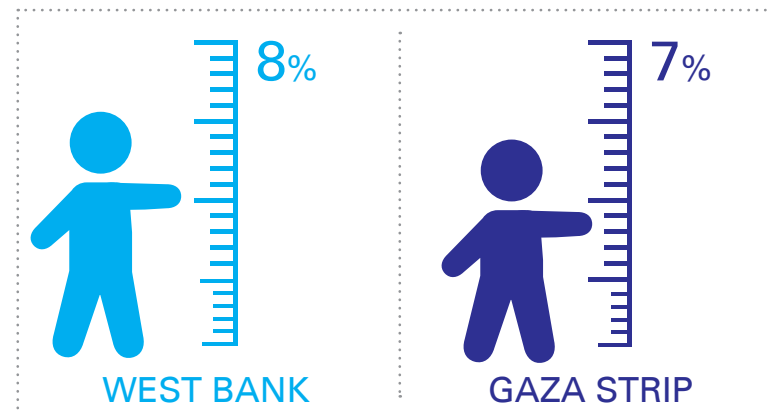
Probability of dying between birth and the fifth birthday, expressed per 1,000 live births.

3

# HEALTH & NUTRITION



## STUNTING PREVALENCE\*



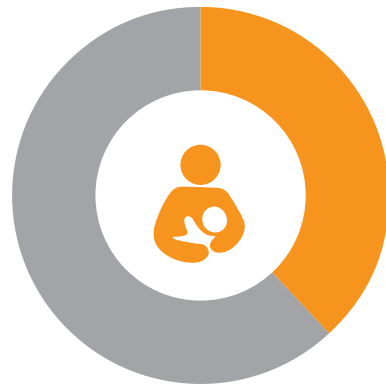
Percentage of children under age 5 who fall below minus two standard deviations of the median height for age of the WHO standard (moderate and severe).

4

# HEALTH & NUTRITION



## EXCLUSIVE BREASTFEEDING\*







**39%**  
of children less than 6  
months old were exclusively  
breastfed.



41%  
WEST BANK



36%  
GAZA STRIP



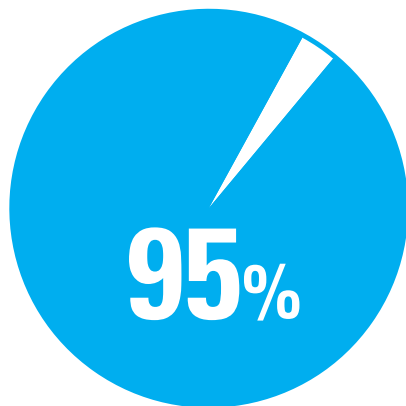
Infants under 6 months of age who received breastmilk, and did not receive any other fluids or foods, with the exception of oral rehydration solution, vitamins, mineral supplements and medicines.

5

# HEALTH & NUTRITION

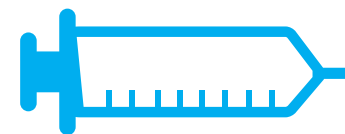


## IMMUNIZATION COVERAGE\*



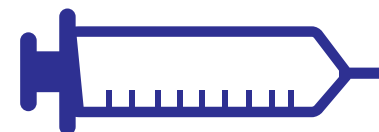
of children 24-35 months of age were fully vaccinated against preventable childhood diseases at any time.

WEST BANK

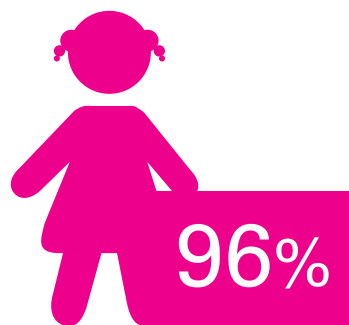


94%

GAZA STRIP



96%



URBAN

95%



RURAL

96%



CAMPS

95%




Percentage of children aged 24-35 months who received all vaccinations at any time before the survey (measles by second birthday), as recommended by the national immunization schedule. Full immunization includes the following vaccines: BCG, Hep.B1, IPV1, IPV2, Penta1, Penta2, Penta3, Polio1, Polio2, Polio3, by 12 months of age, and one dose of measles vaccine (administered as MMR1), by age of 24 months.

6

# HEALTH & NUTRITION



## IMMUNIZATION COVERAGE\*



**90%**




of children 24-35 months of age were fully vaccinated against preventable childhood diseases by their first birthday.

WEST BANK

90%

GAZA STRIP

90%



Percentage of children aged 24-35 months who received all vaccinations by their first birthday (measles by second birthday), as recommended by the national immunization schedule. Full immunization includes the following vaccines: BCG, Hep.B1, IPV1, IPV2, Penta1, Penta2, Penta3, Polio1, Polio2, Polio3, by 12 months of age, and one dose of measles vaccine (administered as MMR1), by age of 24 months.



7


# DRINKING WATER



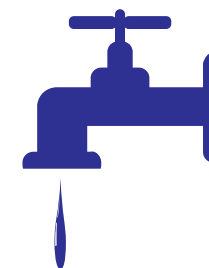
## USE OF IMPROVED DRINKING WATER\*



3 in 5 people (62%) use improved drinking water.



WEST BANK 97%



GAZA STRIP 10%



URBAN  
58%



RURAL  
87%



CAMPS  
42%



Improved sources include: Piped into dwelling; piped into compound, yard or plot; public tap / standpipe; tube well; borehole; protected well; protected spring; rainwater collection; and bottled water.


It is worth noting that water sourced from a tanker-truck is classified as an unimproved drinking water source, which is the main source of drinking water in the Gaza Strip (68%). Tanker trucks can become very contaminated if they are not cleaned regularly and filled with properly chlorinated water for drinking (WHO Fact Sheet 2.28)

8

# SANITATION



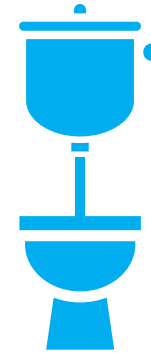
## USE OF IMPROVED SANITATION\*



99%


of household members use improved sanitation facilities.

99%



WEST BANK

98%



GAZA STRIP



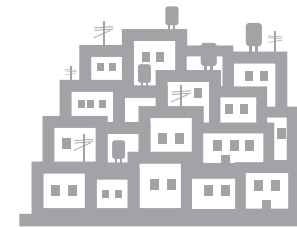
URBAN

99%



RURAL

99%



CAMPS

98%



Improved sanitation facilities include: Flush to piped sewer system; flush to cesspit; and flush to pit, but not shared.

9



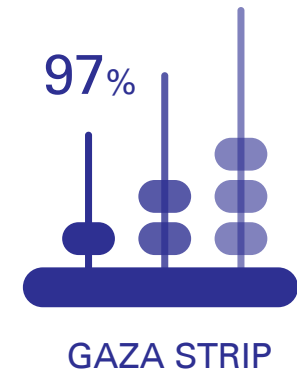
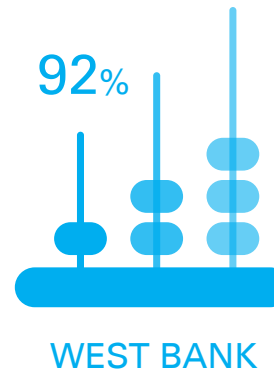
# EDUCATION



## SCHOOL READINESS\*



94% of children attending first grade of basic education had attended preschool education programmes.



Percentage of children attending first grade of basic education who attended preschool education programmes in the previous year of the survey.

10

# EDUCATION

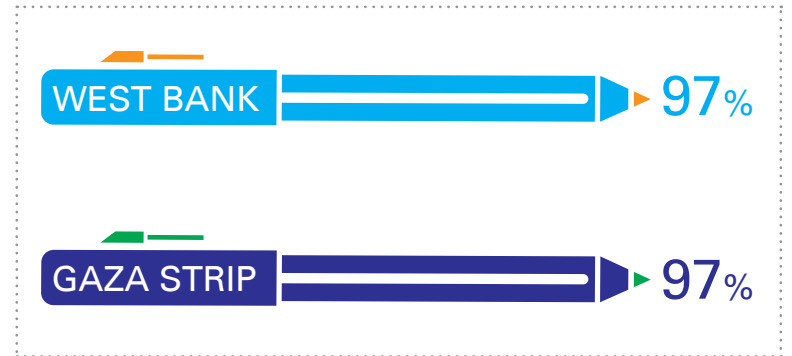


## BASIC SCHOOL NET ATTENDANCE RATIO\*



97%



of children are enrolled in basic education (grades 1-10).



95%



98%




Percentage of children of basic school age who are currently attending basic or secondary education.

11




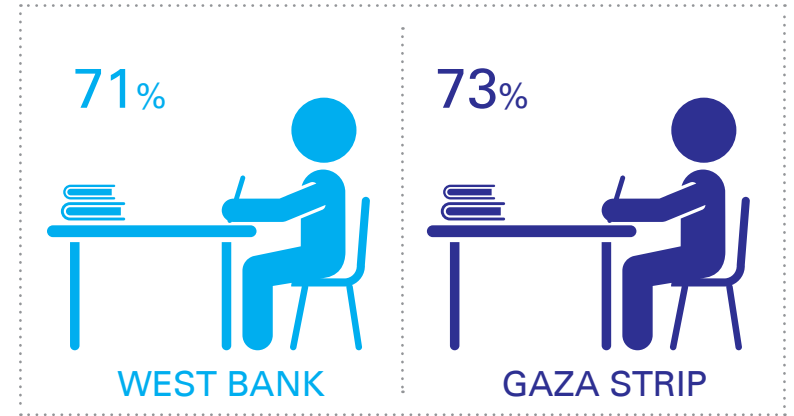
# EDUCATION



## SECONDARY SCHOOL NET ATTENDANCE RATIO\*




7 in 10 children (72%) are enrolled in secondary school (grades 11-12).



Percentage of children of secondary school age who are currently attending secondary school or higher.



## ADOLESCENT FERTILITY RATE\*




48 live births per 1,000 adolescent mothers (15-19 years).

## WEST BANK



35 per 1,000 adolescent mothers

## GAZA STRIP



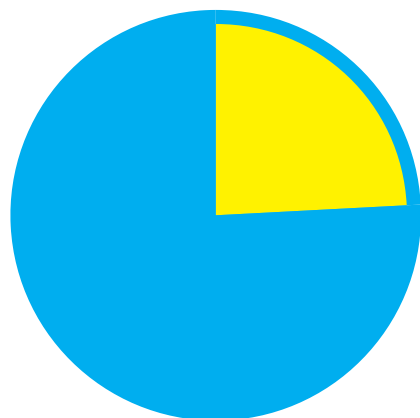
66 per 1,000 adolescent mothers



Number of live births per 1,000 women age 15-19 years, to the average number of women age 15-19 years.



## CHILD MARRIAGE\*



**24%**  
of women age  
20-49 years were  
married before age 18.

WEST BANK

21%

GAZA STRIP

29%



URBAN

25%



RURAL

19%



CAMPS

25%




Percentage of women age 20-49 years who were first married before age 18.

14

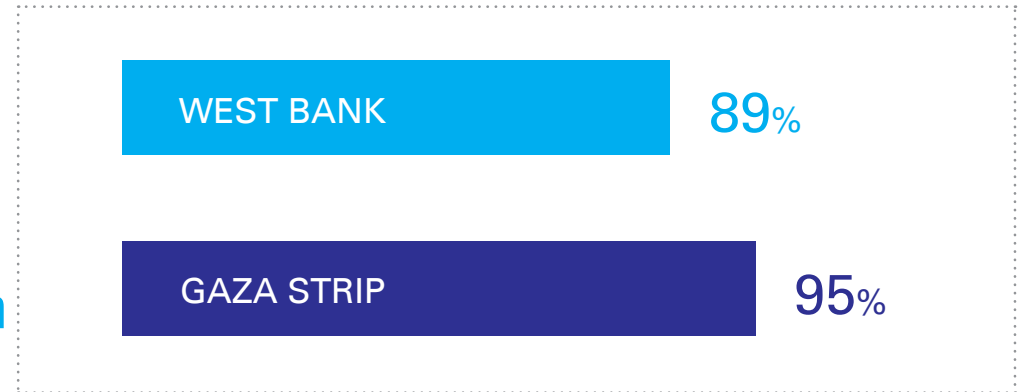
# CHILD PROTECTION



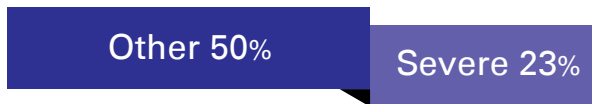
## CHILD DISCIPLINE\*



**92%**  
of children age 1-14  
years experienced  
psychological aggression  
or physical punishment.



Physical Punishment



psychological aggression



Only non-violent discipline




Percentage of children age 1-14 years who experienced psychological aggression or physical punishment during the month prior to the survey.




15


# CHILD DEVELOPMENT



## ATTENDANCE TO EARLY CHILDHOOD EDUCATION\*



Only 1 in 4 (26%) children age 3-5 years attend early childhood education programmes.



WEST BANK




GAZA STRIP



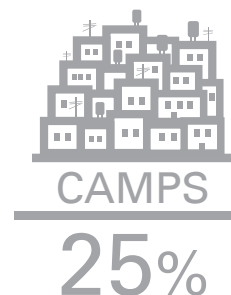
URBAN

26%



RURAL

31%



CAMPS

25%



Percentage of children age 36-59 months who are attending a pre-school education programme (early childhood education programme).



## CHILD DEVELOPMENT INDEX

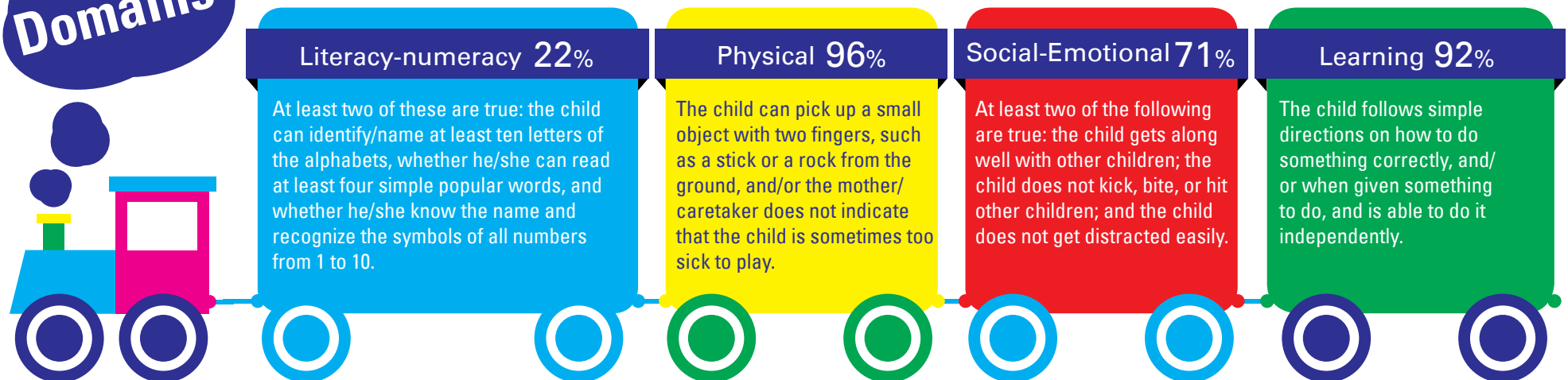


72% of children age 36-59 months are developmentally on track in at least three of the four domains: literacy-numeracy, physical, social-emotional, and learning.



## Children are developmentally on track if:

## Domains





Palestinian Central Bureau of Statistics  
[www.pcbs.gov.ps](http://www.pcbs.gov.ps)

UNICEF - State of Palestine  
[www.unicef.org/opt](http://www.unicef.org/opt)  
 /unicefstateofpalestine